



**CITY OF CRAIG
SALES TAX SURVEY
ALL RESULTS**

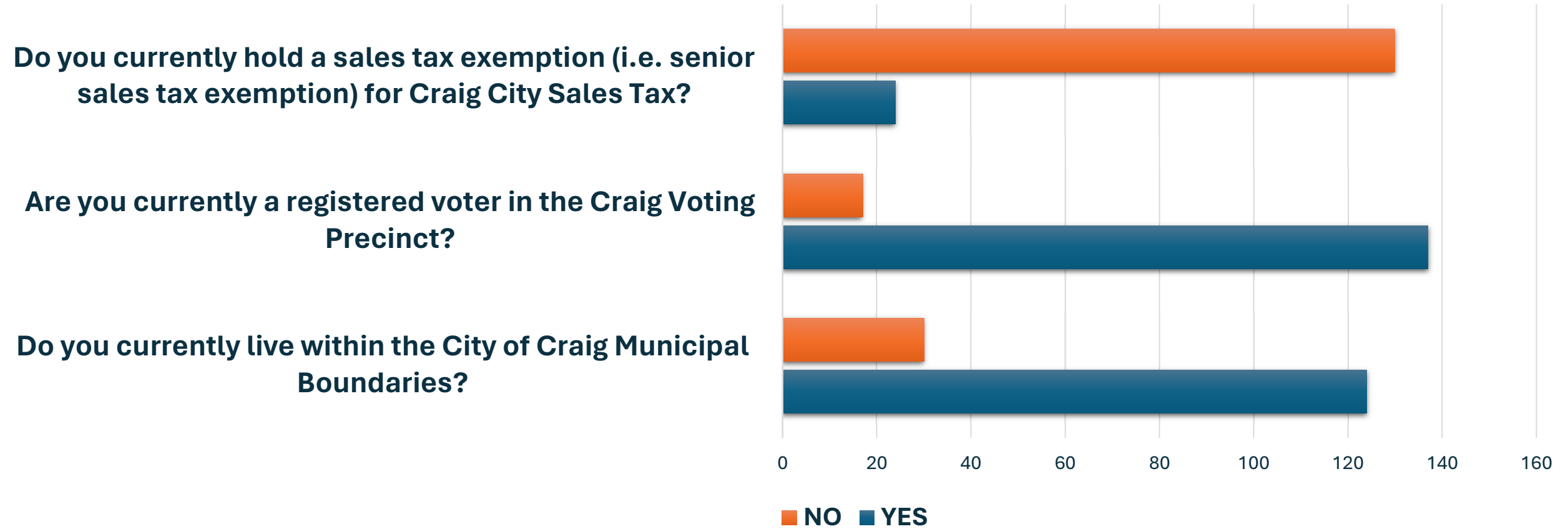
OVERVIEW

There were 164 submissions, and 10 of those were found to be duplicates. The data presented is based on 154 submissions.

For a flat tax, 34% of responses indicated that they did not want an increase and 66% indicated that they would likely support some increase.

For the seasonal sales tax, 20% indicated that they did not want any increase and 80% indicated that they would likely support some increase.

Questions 1-3

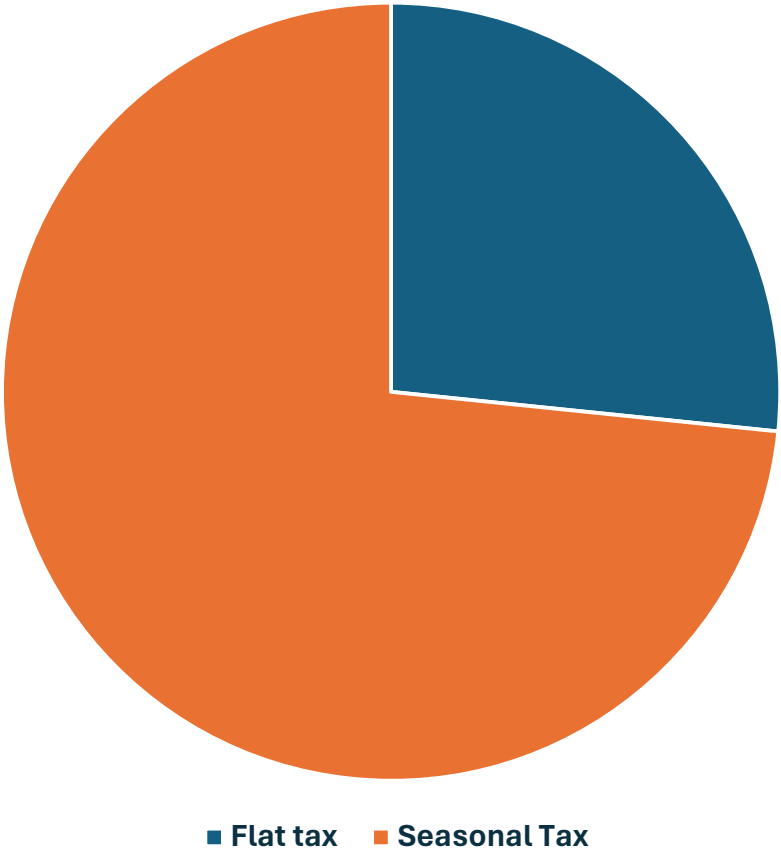


124 participants indicated they live within the City of Craig and 30 do not.

137 participants indicated they are registered voters and 17 are not.

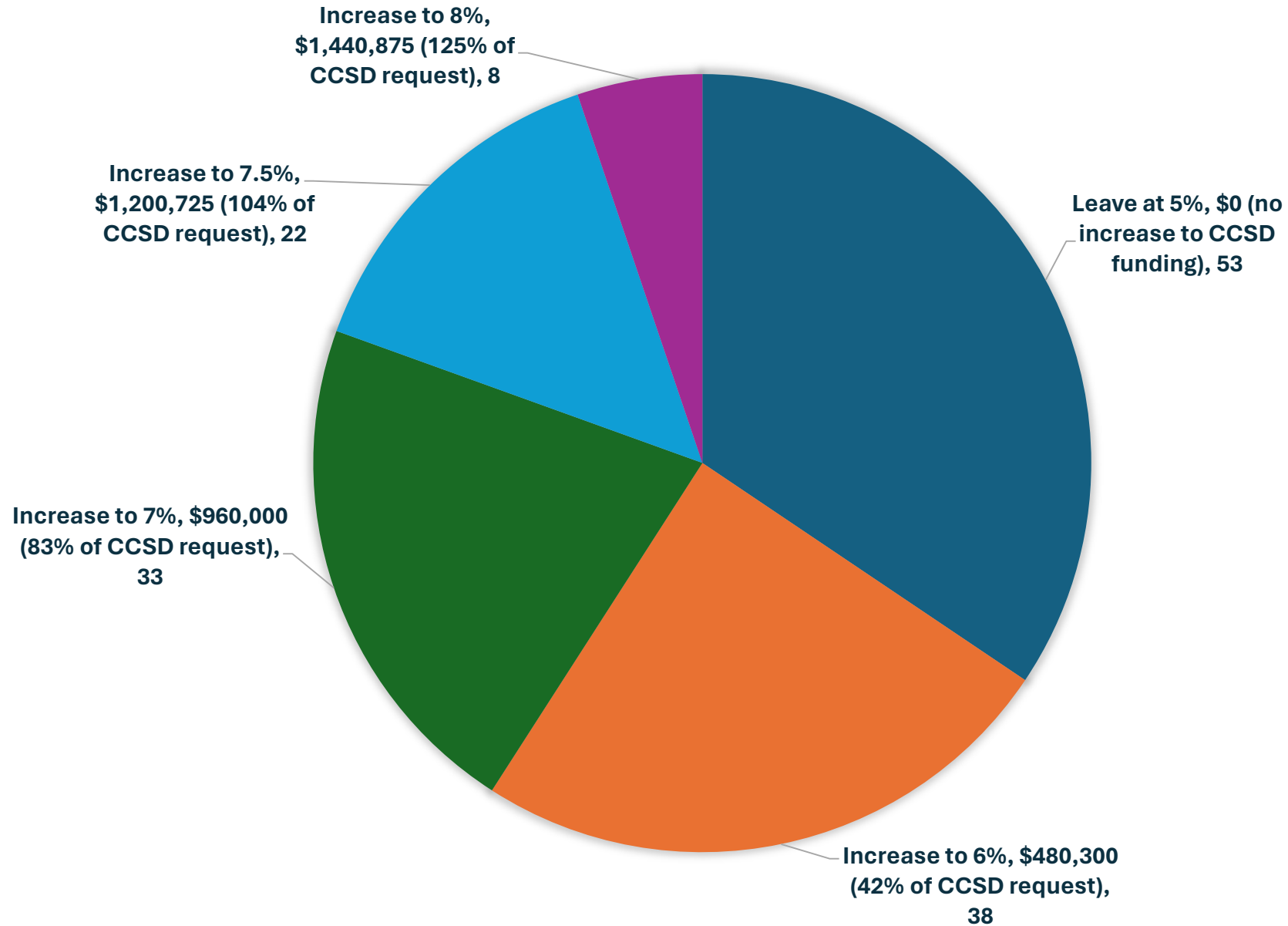
24 participants indicated they have a sales tax exemption for the City of Craig and 130 do not.

Question 4: If the City of Craig increases sales tax within the municipality, would you prefer to see a flat increase above the 5% year-round sales tax or an increase based on a higher sales tax in the summer (April 1 – September 30) than the winter (Octo

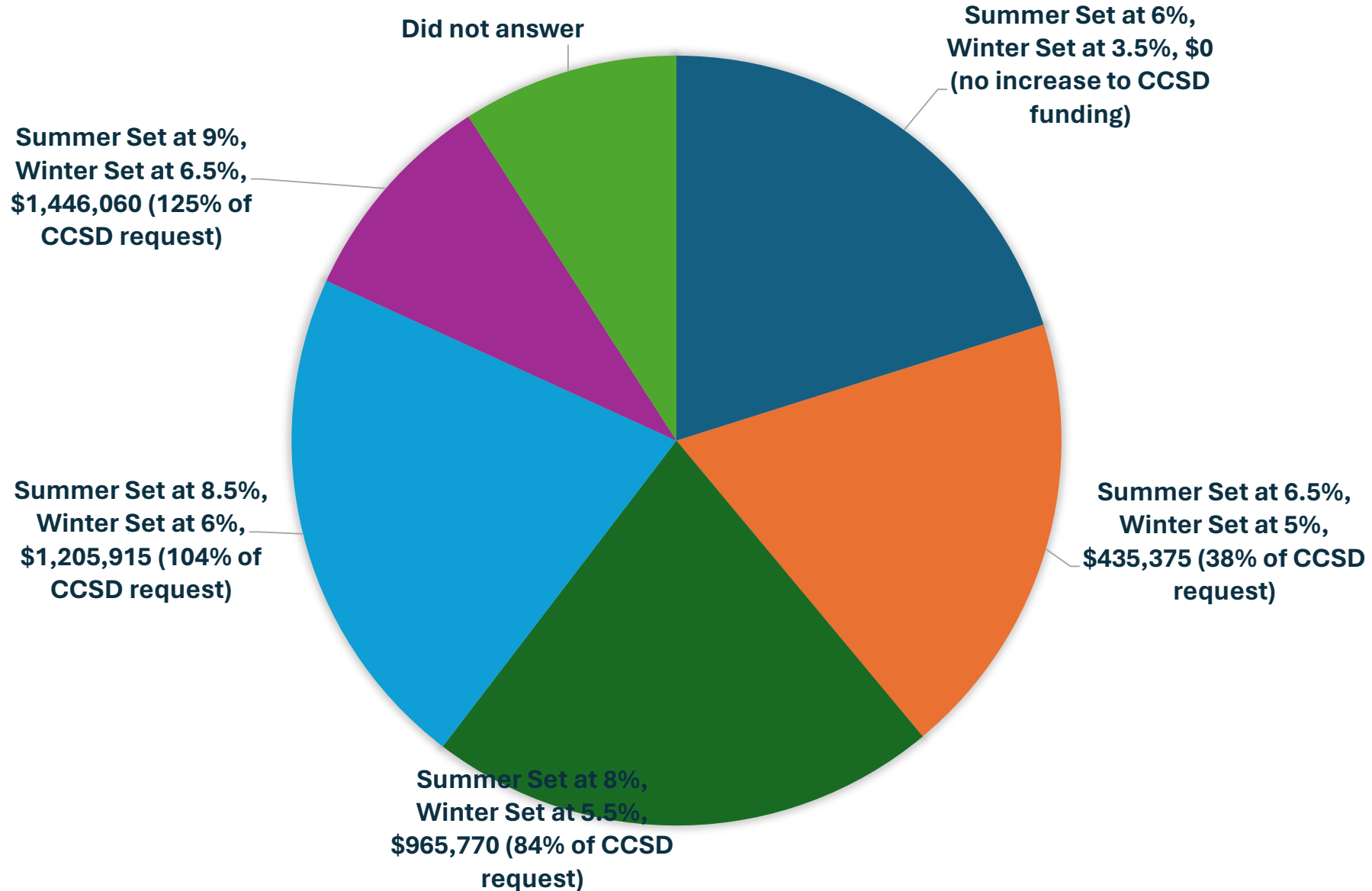


113 participants were in favor of a seasonal tax and 41 participants were in favor of a flat tax increase.

Question 5: If the city elects to raise the flat sales tax year-round, which option and funding level for the school district would you likely support?



Question 6: If the city elects to implement a seasonal tax rate that is higher in the summer than the winter, which option and funding level for the school district would you likely support?



ALL RESULTS

Do you currently live within the City of Craig Municipal Boundaries?	Are you currently a registered voter in the Craig Voting Precinct?	Do you currently hold a sales tax exemption (i.e. senior sales tax exemption) for Craig City Sales Tax?	If the City of Craig increases sales tax within the municipality, would you prefer to see a flat increase, or an increase based on a higher sales tax in the summer?	If the city elects to raise the flat sales tax year-round, which option and funding level for the school district would you likely support?	If the city elects to implement a seasonal tax rate that is higher in the summer than the winter, which option and funding level for the school district would you likely support?
<p>124 – YES</p> <p>30 – NO</p>	<p>137 – YES</p> <p>17 – NO</p>	<p>24 – YES</p> <p>130 – NO</p>	<p>113 – SEASONAL</p> <p>41 – FLAT</p>	<p>53 – 5%</p> <p>38 – 6%</p> <p>33 – 7%</p> <p>22 – 7.5%</p> <p>8 – 8%</p>	<p>31 – SUMMER 6%, WINTER 3.5%</p> <p>29 – SUMMER 6.5%, WINTER 5%</p> <p>33 – SUMMER 8%, WINTER 5.5%</p> <p>33 – SUMMER 8.5%, WINTER 6%</p> <p>14 – SUMMER 9%, WINTER 6.5%</p> <p>14 – DID NOT ANSWER</p>