



CITY OF CRAIG SALES TAX SURVEY RESIDENT RESULTS

OVERVIEW

There were 164 submissions, and 10 of those were found to be duplicates. 30 responses indicated they were not a resident of the City of Craig. The data presented is based on 124 submissions from Craig residents.

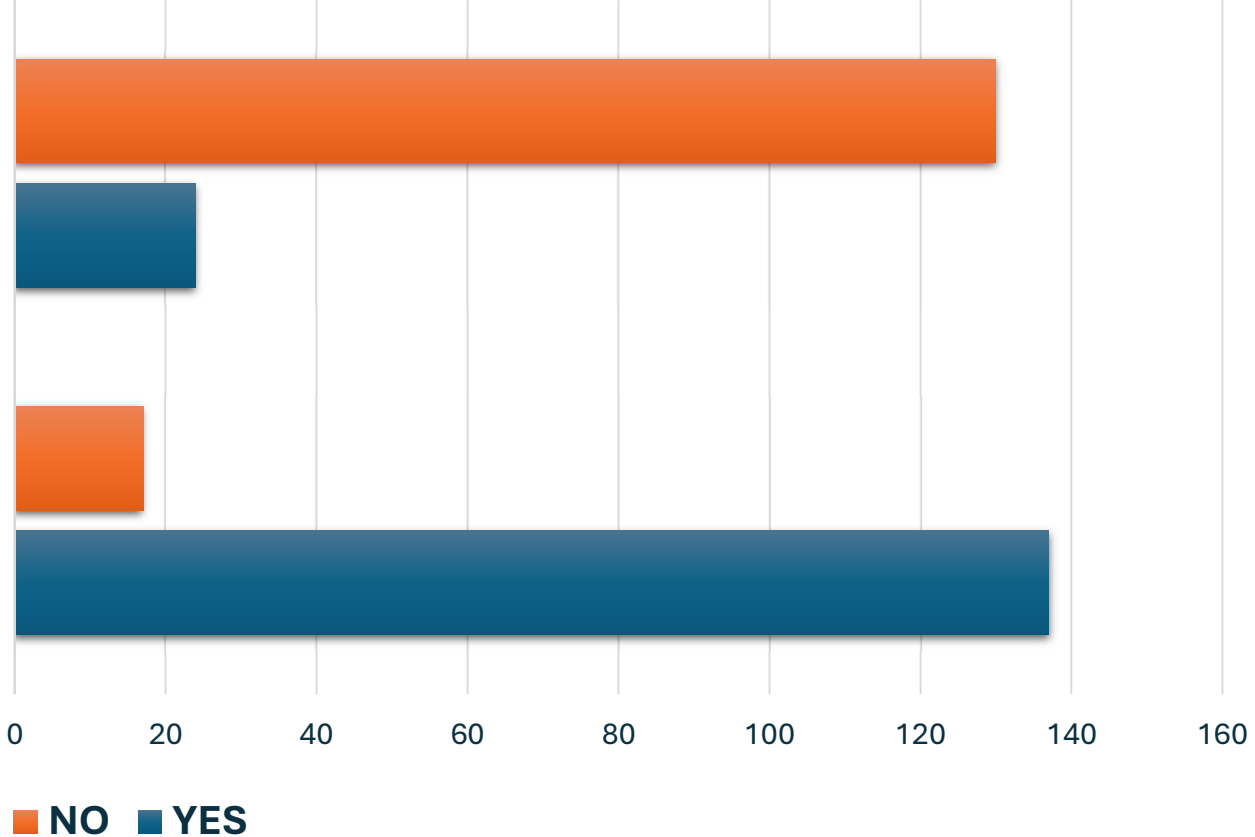
For a flat tax, 38% of responses indicated that they did not want an increase and 62% indicated that they would likely support some increase.

For the seasonal sales tax, 21% indicated that they did not want any increase and 79% indicated that they would likely support some increase.

Questions 2-3

Do you currently hold a sales tax exemption (i.e. senior sales tax exemption) for Craig City Sales Tax?

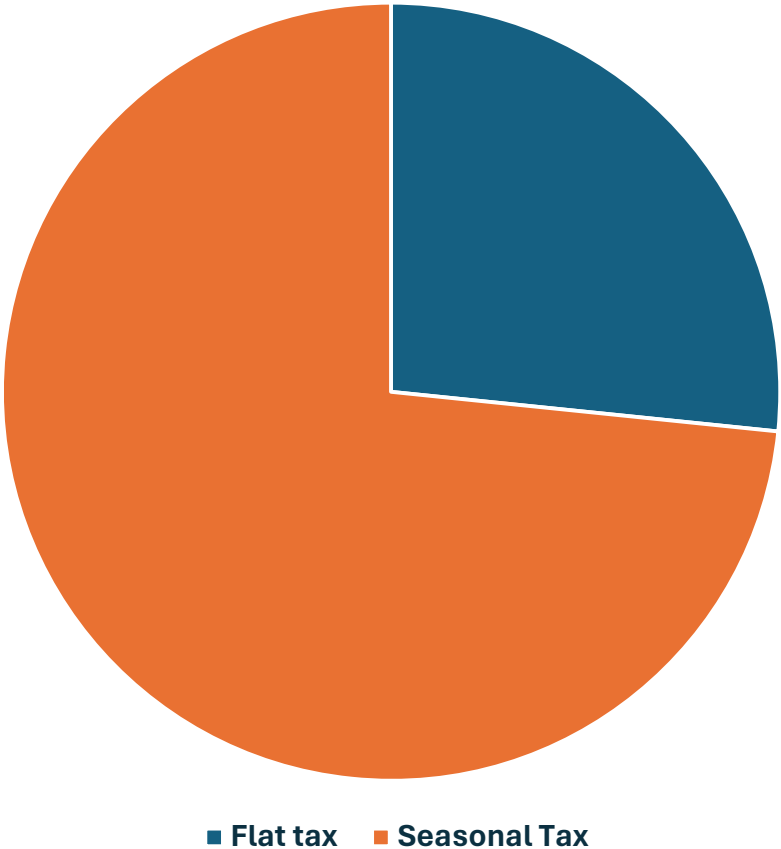
Are you currently a registered voter in the Craig Voting Precinct?



120 participants indicated they are registered voters and 4 are not.

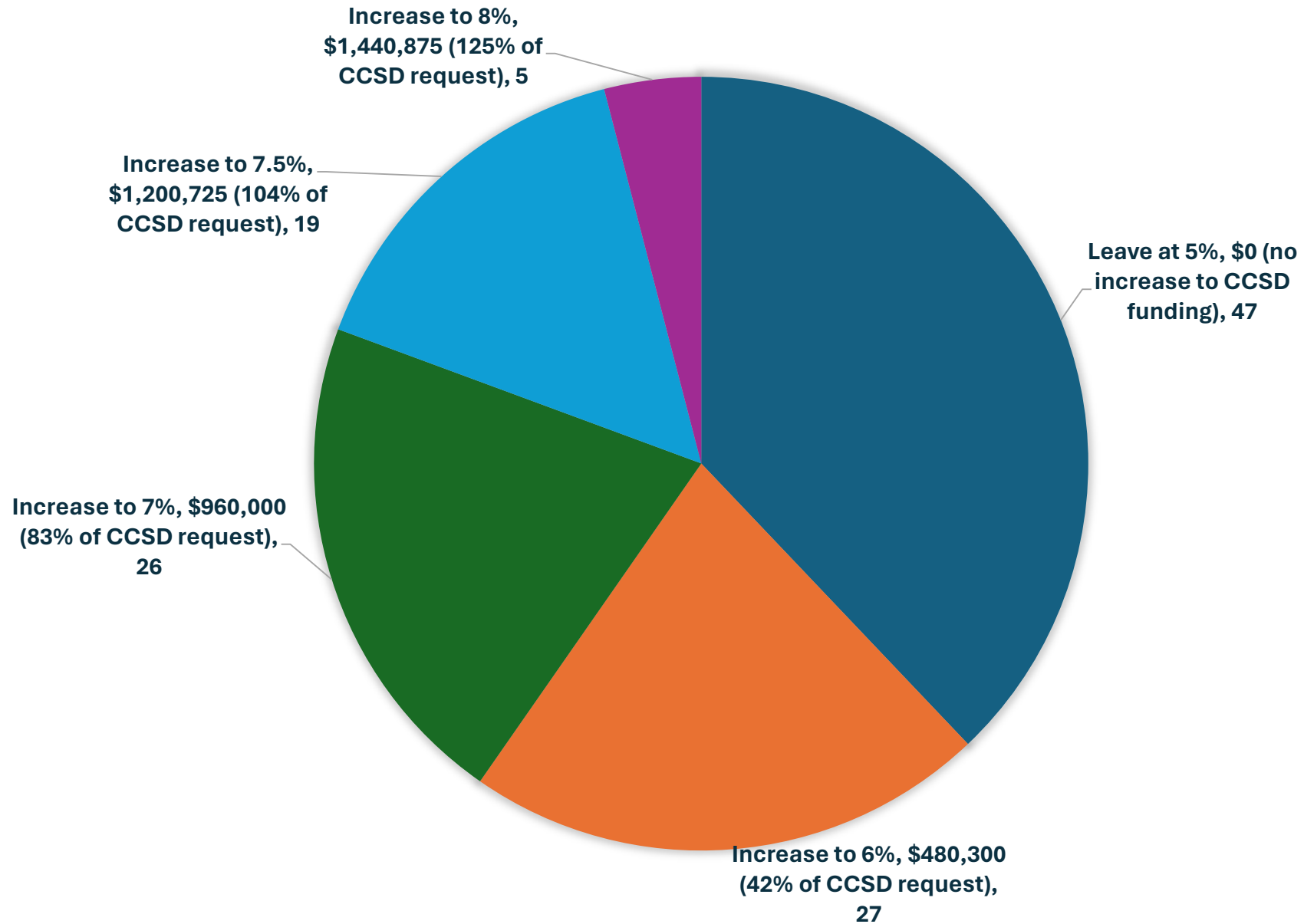
21 participants indicated they have a sales tax exemption for the City of Craig and 103 do not.

Question 4: If the City of Craig increases sales tax within the municipality, would you prefer to see a flat increase above the 5% year-round sales tax or an increase based on a higher sales tax in the summer (April 1 – September 30) than the winter (Octo

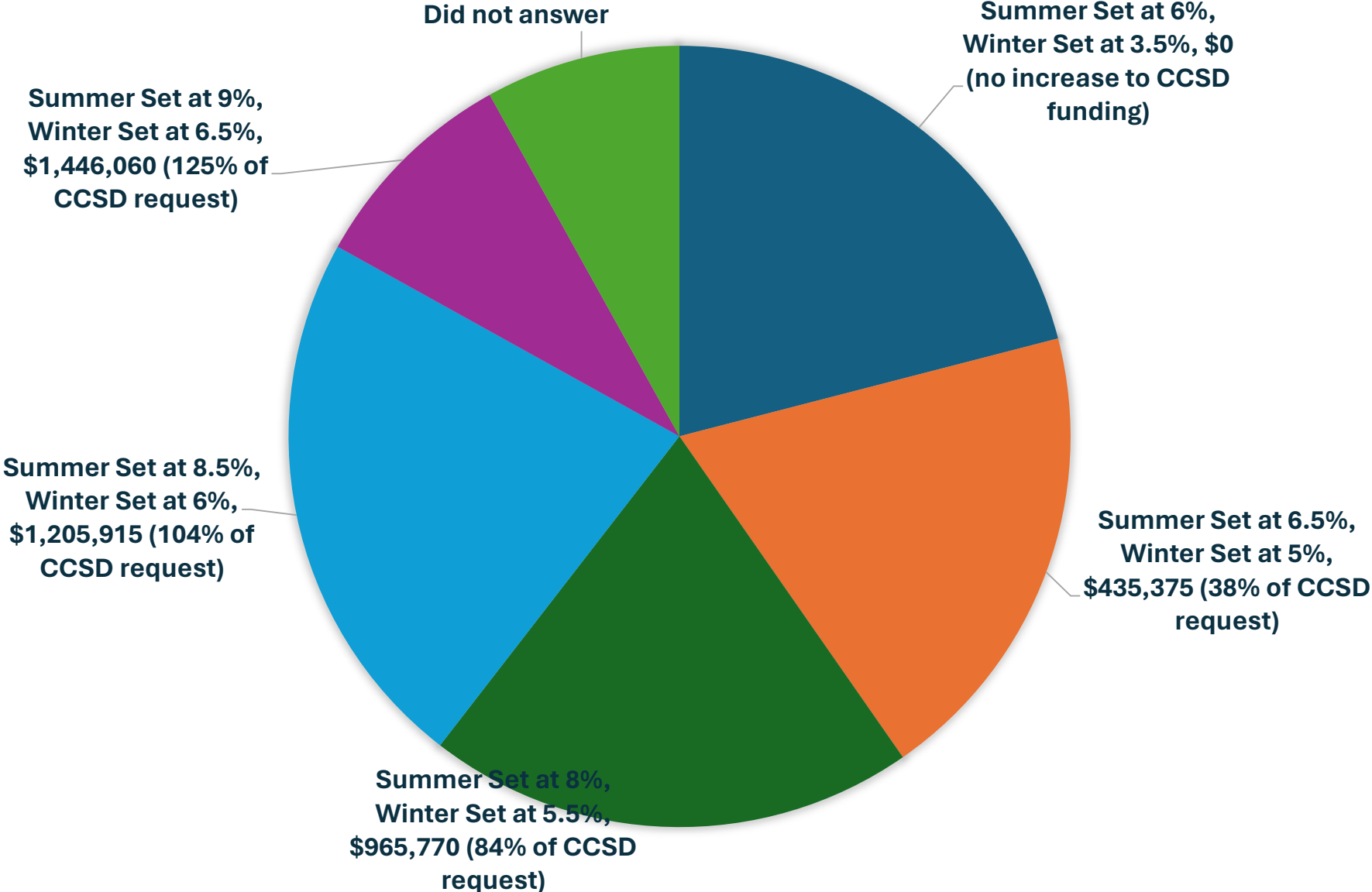


90 participants were in favor of a seasonal tax and 34 participants were in favor of a flat tax increase.

Question 5: If the city elects to raise the flat sales tax year-round, which option and funding level for the school district would you likely support?



Question 6: If the city elects to implement a seasonal tax rate that is higher in the summer than the winter, which option and funding level for the school district would you likely support?



RESULTS BASED ON 124 RESIDENT PARTICIPANTS

<p>Are you currently a registered voter in the Craig Voting Precinct?</p>	<p>Do you currently hold a sales tax exemption (i.e. senior sales tax exemption) for Craig City Sales Tax?</p>	<p>If the City of Craig increases sales tax within the municipality, would you prefer to see a flat increase, or an increase based on a higher sales tax in the summer?</p>	<p>If the city elects to raise the flat sales tax year-round, which option and funding level for the school district would you likely support?</p>	<p>If the city elects to implement a seasonal tax rate that is higher in the summer than the winter, which option and funding level for the school district would you likely support?</p>
<p>120 – YES 4 – NO</p>	<p>21 – YES 103 – NO</p>	<p>90 – SEASONAL 34 – FLAT</p>	<p>47 – 5% 27 – 6% 26 – 7% 19 – 7.5% 5 – 8%</p>	<p>26 – SUMMER 6%, WINTER 3.5% 24 – SUMMER 6.5%, WINTER 5% 25 – SUMMER 8%, WINTER 5.5% 28 – SUMMER 8.5%, WINTER 6% 11 – SUMMER 9%, WINTER 6.5% 10 – DID NOT ANSWER</p>